

Our ref : APPBCA-2022-24
01 Dec 2022

See Distribution List

Dear Sir/Madam

UPDATES TO THE APPROVED DOCUMENT (1 DECEMBER 2022)

This circular is to inform the industry on the update of the Approved Document on 1 December 2022.

2 There are no new requirements in this update. The update comprises mostly editorial changes, which are meant to improve clarity. Other than that, the rest of the updates comprises addition of some standards or codes as acceptable solutions. This is to relax the rules by having more options as acceptable solutions. The updates shall apply to **all projects for which the first set of plans is submitted to the Commissioner of Building Control for approval on or after 01 June 2023.**

3 For your information, a table highlighting all the updates and relevant explanatory comments is provided in Annex A. An electronic copy of the updated Approved Document can be downloaded from BCA's website from 1 December 2022 from this link:

<https://www1.bca.gov.sg/docs/default-source/docs-corp-news-and-publications/publications/codes-acts-and-regulations/approveddoc.pdf>

4 We would appreciate if you could share this circular with your members. If you need any further clarifications, please contact us through BCA's Online Feedback Form at <https://www.bca.gov.sg/feedbackform/>.

5 Thank you.

Yours faithfully



AR. ONG YU ZI JANE
DIRECTOR
BUILDING PLAN AND POLICIES DEPARTMENT
BUILDING PLAN AND MANAGEMENT GROUP
BUILDING AND CONSTRUCTION AUTHORITY

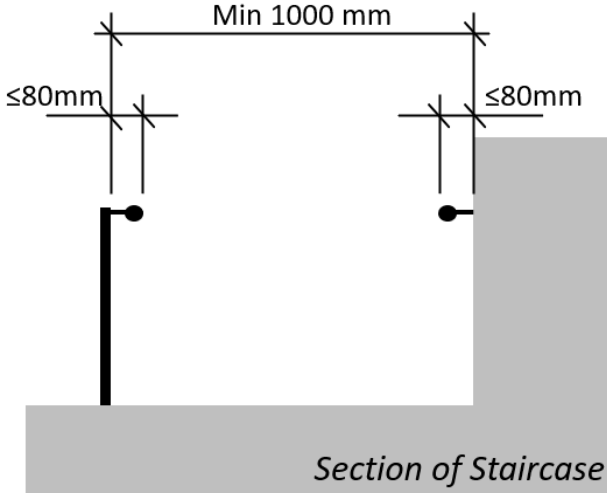
Annex A – COMPILED AMENDMENTS TO THE APPROVED DOCUMENT 1 DECEMBER 2022

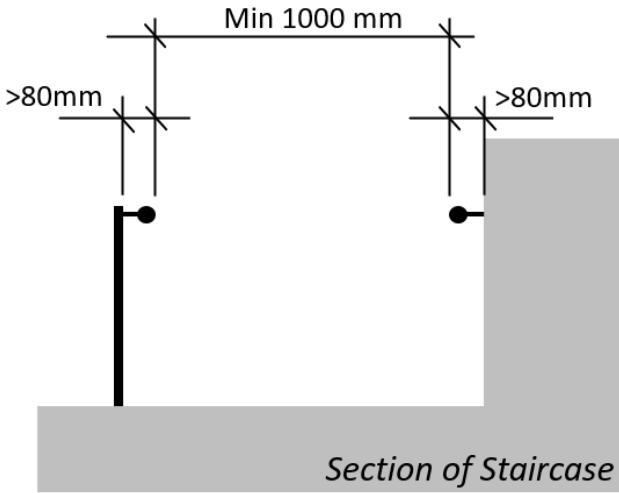
CURRENT VERSION 7.02A			1 DECEMBER 2022 VERSION 7.03			COMMENTS
Section B Structural Design and Construction						
B.3.3 Structural Design B.3.3.1 The design of the building structures shall comply with the following Standards –			B.3.3 Structural Design B.3.3.1 The design of the building structures shall comply with the following Standards –			
Type of structures	When adopting Singapore or British design standards	When adopting Eurocodes	Type of structures	When adopting Singapore or British design standards	When adopting Eurocodes	
(c) Steel structures; composite steel and concrete structures	(i) Structural use of steelwork in building – BS 5950; and (ii) Design Guide on Use of Alternative Structural Steel Materials to BS 5950 and Eurocode 3 – BC 1.	(i) Design of steel structures - SS EN 1993 (ii) Design of composite steel and concrete structures - SS EN 1994; and (iii) Design Guide on Use of Alternative Structural Steel Materials to BS	(c) Steel structures; composite steel and concrete structures	(i) Structural use of steelwork in building – BS 5950; and (ii) Design Guide on Use of Alternative Structural Steel Materials to BS 5950 and Eurocode 3 – BC 1.	(i) Design of steel structures - SS EN 1993 (ii) Design of composite steel and concrete structures - SS EN 1994; and (iii) Design Guide on Use of Alternative Structural Steel Materials to BS	

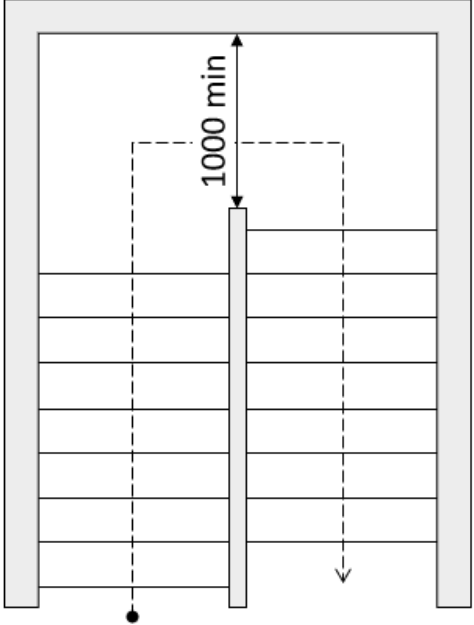
CURRENT VERSION 7.02A	1 DECEMBER 2022 VERSION 7.03			COMMENTS						
			fastenings for use in concrete – SS EN 1992-4.	<i>acceptable solution.</i>						
	<table border="1"> <thead> <tr> <th data-bbox="983 635 1211 815">Type of structures</th> <th data-bbox="1211 635 1494 815">When adopting Singapore or British design standards</th> <th data-bbox="1494 635 1760 815">When adopting Eurocodes</th> </tr> </thead> <tbody> <tr> <td data-bbox="983 815 1211 1074">(p) Fibre concrete structures</td> <td data-bbox="1211 815 1494 1074"></td> <td data-bbox="1494 815 1760 1074">(i) Fibre concrete – Design of fibre concrete structures – SS 674</td> </tr> </tbody> </table>			Type of structures	When adopting Singapore or British design standards	When adopting Eurocodes	(p) Fibre concrete structures		(i) Fibre concrete – Design of fibre concrete structures – SS 674	<i>Rules relaxation. Document (i) added as acceptable solution.</i>
Type of structures	When adopting Singapore or British design standards	When adopting Eurocodes								
(p) Fibre concrete structures		(i) Fibre concrete – Design of fibre concrete structures – SS 674								
B.3.7 Construction Materials B.3.7.1 Construction materials shall comply with the following Standards	B.3.7 Construction Materials B.3.7.1 Construction materials shall comply with the following Standards									

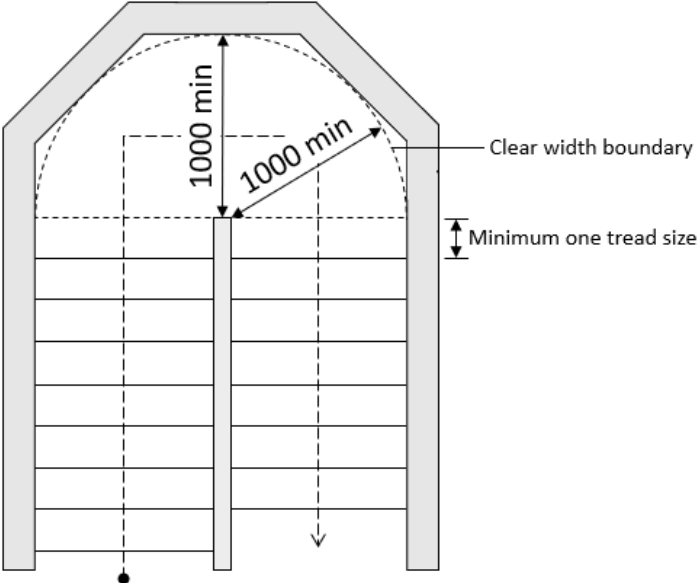
CURRENT VERSION 7.02A			1 DECEMBER 2022 VERSION 7.03			COMMENTS
Type of materials	When adopting Singapore or British design standards	When adopting Eurocodes	Type of materials	When adopting Singapore or British design standards	When adopting Eurocodes	<i>Editorial Changes</i>
(m) Post-installed anchors		(i) Code of practice for the selection and installation of post-installed anchors in concrete and masonry – BS 8539	(m) Post-installed anchors and fastenings for use in concrete		(i) Code of practice for the selection and installation of post-installed anchors in concrete and masonry – BS 8539 (ii) Design of concrete structures – Design of fastenings for use in concrete – SS EN 1992-4.	<i>Rules relaxation. Document (ii) added as acceptable solution.</i>
Section E Staircases						
E.3.3 Width of staircase E.3.3.1 The clearance of the width of every staircase shall not be less than 900 mm.			E.3.3 Width of staircase E.3.3.1 The clearance of the width of every staircase shall not be less than 1000 mm.			

CURRENT VERSION 7.02A	1 DECEMBER 2022 VERSION 7.03	COMMENTS
		Harmonisation of BCA & SCDF requirements
<p>Note: The width is measured from the inner side of the wall, balustrade or handrail.</p>	<p>Note: If the projection of the handrail into the clear width does not exceed 80 mm on each side of the staircase, the width is measured from:</p> <ul style="list-style-type: none"> (a) The <u>finished surfaces of the walls</u>, if the staircase is enclosed on both sides by walls only; or (b) The <u>finished surface of the wall and the inner side of the balustrade</u>, if the staircase has a wall on one side and a balustrade on the other side; or (c) The <u>inner sides of the balustrades</u> if the staircase has balustrades on both sides. 	Harmonisation of BCA & SCDF requirements

CURRENT VERSION 7.02A	1 DECEMBER 2022 VERSION 7.03	COMMENTS
	 <p data-bbox="1041 821 1758 893"><u>Figure E.3.3.1(a) – Measurement of Clear Width with 80mm or less handrail projection</u></p> <p data-bbox="981 949 1758 1093"><i>If the projection of the handrail into the clear width exceeds 80 mm on one or more side of the staircase, the clear width of the staircase shall be measured from:</i></p> <ul data-bbox="981 1109 1758 1292" style="list-style-type: none"> <li data-bbox="981 1109 1758 1220"><i>(a) <u>The finished surface of the wall and the inner side of the handrail, if the staircase has a wall on one side and a handrail on the other side; or</u></i> <li data-bbox="981 1220 1758 1292"><i>(b) <u>The inner sides of the handrails if the staircase has handrails on both sides.</u></i> 	

CURRENT VERSION 7.02A	1 DECEMBER 2022 VERSION 7.03	COMMENTS
	 <p><u>Figure E.3.3.1(b) – Measurement of Clear Width more than 80mm handrail projection</u></p>	
<p>E.3.5 Landing</p> <p>E.3.5.3 The clear width of any landing, measured from the handrail or kerb (whichever protrudes further into the landing) to the wall or external railing of the landing, shall not be less than 900 mm. See Figure E.3.5.3(a) and (b) on how to measure landing width.</p>	<p>E.3.5 Landing</p> <p>E.3.5.3 The clearance width of any landing shall not be less than 1000 mm. See Figure E.3.5.3(a) and (b) on how to measure landing width.</p>	<p><i>Harmonisation of BCA & SCDF requirements</i></p>

CURRENT VERSION 7.02A	1 DECEMBER 2022 VERSION 7.03	COMMENTS
	 <p data-bbox="1025 949 1742 986">Figure E.3.5.3(a) Measurement of landing width</p>	

CURRENT VERSION 7.02A	1 DECEMBER 2022 VERSION 7.03	COMMENTS
	 <p>The diagram shows a cross-section of a landing with a sloped roof. A dashed line indicates the 'Clear width boundary'. A vertical dimension line shows a minimum height of '1000 min' from the top of the landing to the top of the stairs. A diagonal dimension line shows a minimum height of '1000 min' from the top of the landing to the top of the stairs. A horizontal dimension line at the bottom of the landing indicates a 'Minimum one tread size'.</p> <p>Figure E.3.5.3(b) Measurement of the width of an irregular landing</p>	
E.3.7 Stair Nosing	<p>E.3.7 Stair Nosing</p> <p>Note: The requirements on stair nosing in Section E.3.7 do not apply to dwelling units including landed houses. For the avoidance of doubt, the requirements in Section E.3.7 apply to common property such as corridors, lift lobbies etc. within residential developments.</p>	Definition added for clarity
Section G Ventilation		

CURRENT VERSION 7.02A	1 DECEMBER 2022 VERSION 7.03	COMMENTS
<p>G.2.4 Despite paragraph G.2.2, mechanical ventilation may be provided to any of the following rooms or spaces in any residential development:</p> <ul style="list-style-type: none"> (i) any fitness room; (ii) any clubhouse; (iii) any civil defence shelter; (iv) any toilet, bathroom or lavatory; (v) any basement. 	<p>G.2.4 Despite paragraph G.2.2, mechanical ventilation may be provided to any of the following rooms or spaces in any residential development:</p> <ul style="list-style-type: none"> (i) any fitness room forming part of the communal area of common property; (ii) any clubhouse; (iii) any civil defence shelter; (iv) any toilet, bathroom or lavatory; (v) any basement. 	<p><i>Editorial changes</i></p>
<p>Section K Lifts and Escalators</p>		
<p>K.3 Acceptable Solution</p> <p>K.3.1 The requirements in paragraphs K.2.1 and K.2.2 are deemed to be satisfied if –</p> <p>(a) the lifts are designed and installed:</p> <ul style="list-style-type: none"> (i) In accordance with the requirements of SS 550 – Code of Practice for Installation, Operation and Maintenance of Electric Passenger and Goods Lifts; (ii) with light curtain installed at the lift door as a door protective device that shall automatically initiate re-opening of the door(s) in the event of a person crossing the entrance during the closing movement, and that the light curtain: 	<p>K.3 Acceptable Solution</p> <p>K.3.1 The requirements in paragraphs K.2.1 and K.2.2 are deemed to be satisfied if –</p> <p>(a) the lifts are designed and installed:</p> <ul style="list-style-type: none"> (i) In accordance with the requirements of SS 550 – Code of Practice for Installation, Operation and Maintenance of Electric Passenger and Goods Lifts; (ii) with light curtain installed at the lift door as a door protective device that shall automatically initiate re-opening of the door(s) in the event of a person crossing the entrance during the closing movement, and that the light curtain shall have its nudging mode de-activated if 	

CURRENT VERSION 7.02A	1 DECEMBER 2022 VERSION 7.03	COMMENTS
<p>a. shall cover the door opening over the distance between at least 25 mm and 1600 mm above the car door sill;</p> <p>b. shall be capable of detecting obstacles of minimum 50 mm diameter;</p> <p>c. may be rendered inoperative in the last 20 mm of door closing gap; and</p> <p>d. shall have its nudging mode de-activated if nudging mode is provided.</p> <p>(iii) with a telephone, intercom system or any other communication device that enables notification or direct communication with personnel who can initiate an emergency response;</p> <p>(iv) with a video recorder that has the following minimum specifications –</p> <p>a. Capacity to record 24 hours a day, 7 days a week;</p> <p>b. Capture the lift car, lift car door(s) and in-car floor indicator;</p> <p>c. Frame rate of at least 6 frames per second;</p> <p>d. Video resolution of at least 352 x 240 pixels or CIF CCTV resolution; and</p> <p>e. Storage of video footage of at least 30 days;</p> <p>and</p> <p>(b) the escalators are designed and installed:</p> <p>(i) in accordance with SS 626 – Code of Practice for Design, Installation and Maintenance of</p>	<p>nudging mode is provided; and:</p> <p>a. shall cover the door opening over the distance between at least 25 mm and 1600 mm above the car door sill;</p> <p>b. shall be capable of detecting obstacles of minimum 50 mm diameter;</p> <p>c. may be rendered inoperative in the last 20 mm of door closing gap; and</p> <p>d. shall have its nudging mode de-activated if nudging mode is provided.</p> <p>(iii) with a telephone, intercom system or any other communication device that enables notification or direct communication with personnel who can initiate an emergency response;</p> <p>(iii) provided with a video recorder that has the following minimum specifications –</p> <p>a. Capacity to record 24 hours a day, 7 days a week;</p> <p>b. Capture footage of the entire lift car, including in-car floor indicator, lift car door(s) and landing area outside the lift car in front of the lift doors;</p> <p>c. Frame rate of at least 6 frames per second;</p> <p>d. Video resolution of at least 352 x 240 pixels or CIF CCTV resolution; and</p> <p>e. Storage of video footage for at least 30 days;</p> <p>and</p>	<p><i>Editorial changes</i></p> <p><i>Editorial changes</i></p>

CURRENT VERSION 7.02A	1 DECEMBER 2022 VERSION 7.03	COMMENTS
<p>Escalators and Moving Walks;</p> <p>(ii) with means to limit or detect the riser end of the step being displaced upward by more than 5mm at the upper and lower transition curves at or prior to the point of tangency of the horizontal and curved track. When the upward displacement exceeds 5mm, the means shall cut off the power to the driving machine and brake and stop the escalator before the detected step reaches the comb plate with any load up to brake rated load with escalator running; and</p> <p>(iii) with a video recorder that has the following minimum specifications –</p> <ol style="list-style-type: none"> Capacity to record 24 hours a day, 7 days a week; Capture the entire length of the escalator; Frame rate of at least 6 frames per second; Video resolution of at least 352 x 240 pixels; or CIF CCTV resolution; and Storage of video footage of at least 30 days. <p>For the purposes of this part:</p> <p>“light curtain: means an opto-electric device that is usually mounted at the lift doors to detect the presence of objects in the path of its light rays.</p>	<p>(b) the escalators are designed and installed:</p> <ol style="list-style-type: none"> in accordance with SS 626 – Code of Practice for Design, Installation and Maintenance of Escalators and Moving Walks; with means to limit or detect the riser end of the step being displaced upward by more than 5mm at the upper and lower transition curves at or prior to the point of tangency of the horizontal and curved track. When the upward displacement exceeds 5mm, the means shall cut off the power to the driving machine and brake and stop the escalator before the detected step reaches the comb plate with any load up to brake rated load with escalator running; and provided with a video recorder that has the following minimum specifications – <ol style="list-style-type: none"> Capacity to record 24 hours a day, 7 days a week; Capture footage of the entire length of escalator including landing floor plates on both the upper and lower landing areas of the escalator; Frame rate of at least 6 frames per second; Video resolution of at least 352 x 240 pixels; or CIF CCTV resolution; and Storage of video footage for at least 30 days. 	<p><i>Editorial changes</i></p>

CURRENT VERSION 7.02A	1 DECEMBER 2022 VERSION 7.03	COMMENTS
	<p>For the purposes of this part:</p> <p>“light curtain: means an opto-electric device that is usually mounted at the lift doors to detect the presence of objects in the path of its light rays.</p>	
<p>K.3.2 The requirements in paragraphs K2.1 are deemed to be satisfied if vertical platform lifts and stairlifts which are primarily designed for persons with impaired mobility are designed, installed and operated in accordance with the requirements of –</p> <p>(a) EN 81-41 – Safety rules for the construction and installation of lifts – Special lifts for the transport of persons and goods. Part 41: Vertical platforms intended for use by persons with impaired mobility; or</p> <p>(b) EN 81-40 – Safety rules for the construction and installation of lifts – Special lifts for the transport of persons and goods. Part 40: Stairlifts and inclined lifting platforms intended for persons with impaired mobility; or</p> <p>(c) ASME 18.1 – Safety standard for platform lifts and stairway chairlifts; or</p> <p>(d) Other relevant standards which are acceptable to the Commissioner of Building Control.</p> <p>For the purposes of this part:</p> <p>“stairlift” means a motorised platform or seat installed in a stairway, which traverses the stairs when activated;</p>	<p>K.3.2 The requirements in paragraphs K2.1 are deemed to be satisfied if vertical platform lifts and stairlifts which are primarily designed for persons with impaired mobility are designed and installed and operated in accordance with the requirements of –</p> <p>(a) EN 81-41 – Safety rules for the construction and installation of lifts – Special lifts for the transport of persons and goods. Part 41: Vertical platforms intended for use by persons with impaired mobility; or</p> <p>(b) EN 81-40 – Safety rules for the construction and installation of lifts – Special lifts for the transport of persons and goods. Part 40: Stairlifts and inclined lifting platforms intended for persons with impaired mobility; or</p> <p>(c) ASME A18.1 – Safety standard for platform lifts and stairway chairlifts; or</p> <p>(d) other relevant standards which are acceptable to the Commissioner of Building Control; and</p> <p>(e) except for stairlifts and chairlifts, with a telephone, intercom system or any other communication device that enables notification or direct communication with personnel who</p>	<p><i>Editorial changes</i></p> <p><i>Editorial changes</i></p>

CURRENT VERSION 7.02A	1 DECEMBER 2022 VERSION 7.03	COMMENTS
<p>and</p> <p>“vertical platform lift” means a vertical lifting platform intended for use by people with impaired mobility, with or without wheelchair, travelling vertically between predefined levels along a guided path.</p>	<p>can initiate an emergency response; and</p> <p>(f) for vertical platform lifts that are not installed in private homes solely for the use of the occupants, in addition to the above standards, they are provided with a video recorder that has the following minimum specifications –</p> <ul style="list-style-type: none"> (i) Capacity to record 24 hours a day, 7 days a week; (ii) Capture footage of the entire lift platform and platform entrance, from floor to ceiling (if any), and landing area outside the lift platform in front of the landing doors; (iii) Frame rate of at least 6 frames per second; (iv) Video resolution of at least 352 x 240 pixels or CIF CCTV resolution; and (v) Storage of video footage for at least 30 days. <p>For the purposes of this part:</p> <p>“stairlift” means a motorised platform or seat installed in a stairway, which traverses the stairs when activated; and</p> <p>“vertical platform lift” means a vertical lifting platform intended for use by people with impaired mobility, with or without wheelchair, travelling vertically between predefined levels along a guided path.</p>	
K.3.3 The requirements in paragraph K2.1 are deemed	K.3.3 The requirements in paragraph K2.1 are deemed	<i>Editorial changes</i>

CURRENT VERSION 7.02A	1 DECEMBER 2022 VERSION 7.03	COMMENTS
<p>to be satisfied if home lifts are designed, installed and operated in accordance with the requirements of –</p> <p>(a) the SS 550 – Code of Practice for Installation, Operation and Maintenance of Electric Passenger and Goods Lifts; or</p> <p>(b) other relevant standards which are acceptable to the Commissioner of Building Control.</p> <p>For the purposes of this part:</p> <p>“home lift” means a lift, not being common property, installed in a private home solely for the use of its occupants.</p>	<p>to be satisfied if home lifts are designed and installed and operated in accordance with the requirements of –</p> <p>(a) the SS 550 – Code of Practice for Installation, Operation and Maintenance of Electric Passenger and Goods Lifts; or</p> <p>(b) other relevant standards which are acceptable to the Commissioner of Building Control; and</p> <p>(c) with a telephone, intercom system or any other communication device that enables notification or direct communication with personnel who can initiate an emergency response.”</p> <p>For the purposes of this part:</p> <p>“home lift” means a lift, excluding a stairlift or a vertical platform lift not being common property, installed in a private home solely for the use of its occupants.</p>	
Section P Daylight Reflectance		
<p>P.3 Acceptable Solution</p> <p>P.3.1 The requirement in paragraph P.2.1 is deemed to be satisfied if the specifications set out in paragraphs P.3.2 to P.3.3 are complied with.</p> <p>P.3.2 The material used for the building work is deemed acceptable if –</p> <p>a) the glass for the building work has a daylight</p>	<p>P.3 Acceptable Solution</p> <p>P.3.1 The requirement in paragraph P.2.1 is deemed to be satisfied if the specifications set out in paragraphs P.3.2 to P.3.3 are complied with.</p> <p>P.3.2 The material used for the building work is deemed acceptable if –</p> <p>a) the glass for the building work has a daylight</p>	

CURRENT VERSION 7.02A	1 DECEMBER 2022 VERSION 7.03	COMMENTS
<p>reflectance not exceeding 20%</p> <p>b) any material, other than glass, for the building work on –</p> <p>(i) the façade of the building has a specular reflectance not exceeding 10%</p> <p>(ii) the roof of the building, inclined at an angle not exceeding 20 degrees from the horizontal plane, has a specular reflectance not exceeding 10%</p> <p>(iii) the roof of the building, inclined at an angle more than 20 degrees from the horizontal plane, has a daylight reflectance not exceeding 20% and a specular reflectance not exceeding 10%</p> <p>c) emulsion paint on plastered or concrete surfaces has a specular reflectance not exceeding 10%</p>	<p>reflectance not exceeding 20%</p> <p>b) any material, other than glass and paint on plastered or concrete surfaces, for the building work on –</p> <p>(i) the façade of the building has a specular reflectance not exceeding 10%</p> <p>(ii) the roof of the building, inclined at an angle not exceeding 20 degrees from the horizontal plane, has a specular reflectance not exceeding 10%</p> <p>(iii) the roof of the building, inclined at an angle more than 20 degrees from the horizontal plane, has a daylight reflectance not exceeding 20% and a specular reflectance not exceeding 10%</p> <p>c) emulsion paint on plastered or concrete surfaces has a specular reflectance not exceeding 10%</p>	<p><i>Editorial changes</i></p>
<p>Annex A – Structural design standards based on the Eurocodes and the corresponding Singapore National Annexes</p>	<p>Annex A – Structural design standards based on the Eurocodes and the corresponding Singapore National Annexes</p>	

CURRENT VERSION 7.02A		1 DECEMBER 2022 VERSION 7.03		COMMENTS
Eurocode 2 : Design of concrete structures	Associated National Annex (NA) to be used for design	Eurocode 2 : Design of concrete structures	Associated National Annex (NA) to be used for design	
SS EN 1992-1-1 Design of concrete structures. General rules and rules for buildings	NA to SS EN 1992-1-1	SS EN 1992-1-1 Design of concrete structures. General rules and rules for buildings	NA to SS EN 1992-1-1	
SS EN 1992-1-2 Design of concrete structures. General rules – Structural fire design	NA to SS EN 1992-1-2	SS EN 1992-1-2 Design of concrete structures. General rules – Structural fire design	NA to SS EN 1992-1-2	
SS EN 1992-2 Design of concrete structures. Concrete bridges – Design and detailing rules.	NA to SS EN 1992-2	SS EN 1992-2 Design of concrete structures. Concrete bridges – Design and detailing rules.	NA to SS EN 1992-2	

CURRENT VERSION 7.02A		1 DECEMBER 2022 VERSION 7.03		COMMENTS
SS EN 1992-3 Design of concrete structures. Liquid retaining and containment structures.	NA to SS EN 1992-3	SS EN 1992-3 Design of concrete structures. Liquid retaining and containment structures.	NA to SS EN 1992-3	<i>Updates to codes</i>
		SS EN 1992-4 Design of concrete structures Design of fastenings for use in concrete	NA to SS EN 1992-4	

An MND Statutory Board

DISTRIBUTION (via e-mail):

President
Association of Consulting Engineers, Singapore (ACES)
18 Sin Ming Lane
#06-01 Midview City
Singapore 573960

President
Institution of Engineers, Singapore (IES)
70 Bukit Tinggi Road
Singapore 289758

President
Real Estate Developers' Association of Singapore (REDAS)
190 Clemenceau Avenue #07-01
Singapore Shopping Centre
Singapore 239924

President
Singapore Contractors Association Limited (SCAL)
Construction House
1 Bukit Merah Lane 2
Singapore 159760

President
Singapore Institute of Architects (SIA)
79 Neil Road
Singapore 088904

President
Singapore Institute of Building Limited (SIBL)
9, Ah Hood Road, #02-04,
Singapore 329975

President
Singapore Institute of Surveyors & Valuers (SISV)
110 Middle Road #09-00
Chiat Hong Building
Singapore 188968

President
Society of Project Management (SPM)
168 Jalan Bukit Merah Connection One #10-01
Singapore 150168
c/o SIPM Consultants Pte Ltd

President
Board of Architects (BOA)
5 Maxwell Road 1st storey
Tower Block MND Complex
Singapore 069110

President
Professional Engineers Board, Singapore (PEB)
52 Jurong Gateway Road #07-03
Singapore 608550

President
Singapore Lift & Escalator Contractors & Manufacturers Association (SLECMA)
3 Raffles Place #06-01
Bharat Building
Singapore 048617

President
Singapore Hotel Association
17 Cantonment Road
Singapore 089740

Chairman
The Association of Shopping Centres (Singapore)
91 Tanglin Road #03-01
Tanglin Place
Singapore 247918

President
Singapore Structural Steel Society (SSSS)
1 Liang Seah Street #02-11/12
Liang Seah Place
Singapore 189022

Director of Infrastructure
School Campus Department
Ministry of Education
1 North Buona Vista Drive
Singapore 138675

Deputy Director
Project Development & Management 3
Building Quality Group
Housing & Development Board
HDB Hub
480 Lorong 6 Toa Payoh
Singapore 310480

Deputy Chief Executive
Infrastructure & Development
Land Transport Authority (LTA)
1 Hampshire Road Block 8 Level
Singapore 219428

Director
Technical Services Division
JTC Corporation (JTC)
8 Jurong Town Hall Road
The JTC Summit
Singapore 609434

Senior Director (Building & Estates Management)
People's Association (PA)
9 King George's Avenue
Singapore 208581

Director
Special Projects & Procurement Department
PUB, Singapore National Agency
40 Scotts Road #08-01
Environment Building
Singapore 228231

Chief(Sports Facilities)
Sport Singapore
3 Stadium Drive
Singapore 397630

Chief Executive Officer
Urban Redevelopment Authority (URA)
45 Maxwell Road, The URA Centre
Singapore 069118

Director
Building and Infrastructure
Defence Science & Technology Agency
1 Depot Road
Defence Technology Tower A
Singapore 109679

Head (Fire Safety and Building Control)
Building and Infrastructure
Defence Science & Technology Agency
71 Science Park Drive
Singapore 118253

Manager (Architectural Plans)
Building and Infrastructure
Defence Science & Technology Agency
71 Science Park Drive
Singapore 118253

Deputy Chief Executive Officer
Sentosa Development Corporation
33 Allenbrooke Road, Sentosa
Singapore 099981

Chief
Health Infrastructure Project
MOH Holdings Pte Ltd
1 Maritime Square #11-25
HarbourFront Centre
Singapore 099253

Specialists Trade Alliance of Singapore (STAS)
24 Peck Seah Street, #07-11

52 Jurong Gateway Road #11- 01 Singapore 608550
Tel: 1800 3425 222 | Fax: (65) 6334 4287
www.bca.gov.sg

Nehsons Building
Singapore 079314

Singapore International Facility Management Association (SIFMA)
200 Braddell Road, #01-03
Block H, BCA Braddell Campus
Singapore 579700

Association of Property and Facility Managers (APFM)
110 Middle Road
#09-00 Chiat Hong Building
Singapore 188968

President
Singapore Green Building Council (SGBC)
200 Braddell Road
Block H, Level 2 BCA Braddell Campus
Singapore 579700

All CORENET e-Info Subscribers