

Our Ref : LTA/DBC/R70.018.001

Date : 9 March 2023

Who should know

Building Owners, Developers, Architects, Engineers, Transport/Traffic Consultants and Builders

- (A) **SUBMISSION OF TRANSPORT IMPACT ASSESSMENT (TIA) REPORTS VIA CORENET**
- (B) **SHARING OF DATA FOR TIA WITH INDUSTRY PARTNERS ON DATA-MALL**

Effective date

Immediate

- (A) **SUBMISSION OF TRANSPORT IMPACT ASSESSMENT (TIA) REPORTS VIA CORENET**

1. Currently, Traffic Consultants (TCs) submit TIA reports to LTA via email. To improve retrieval and tracking of the TIA, we are pleased to inform that TCs can now submit **single development*** TIA reports through CORENET. To do so, the Project Co-ordinator will be required to include the TCs as part of the project team. Please refer to the attached FAQ for more info.
2. When making a TIA related submission, TCs are advised to download and use the latest LTA Roads e-form from the Form Templates. Within the form, TCs should select the application type '*Submission of Transport Impact Assessment (TIA) Report*'. Please note that the submissions should include the inception reports, simulation models, supporting documents (if any) and the requisite declarations.

* TIA for multiple parcels, including those at district level, shall be emailed to LTA_TPL_Registry@lta.gov.sg

- (B) **SHARING OF DATA FOR TIA WITH INDUSTRY PARTNERS ON DATA-MALL**

1. LTA is committed to work with our industry partners and foster a culture of data sharing. To aid industry partners in conducting TIA, we are pleased to share that LTA has made available the following TIA data on our Data-Mall website:

- Trip rate database (in .xls file format)
- Junction Counts (in .shp and .xls file formats)

Please note that TCs should seek clearance from relevant LTA officers on the dataset to be used in the TIA / Transport assessments.

2. Relevant industry partners can access the TIA data on Data-Mall via this link [LTA | Static Datasets](#), or by scanning the QR code below. The TIA data on Data-Mall will be updated annually.



<https://go.gov.sg/lta-data-mall-static-datasets>

3. Industry partners can consult LTA on the appropriate data to be used for their respective development projects.

Dissemination & Feedback

1. We would greatly appreciate your assistance in disseminating this circular to members of your organisation and to others who may find this information useful. We can be reached at the respective email addresses on the following matters:
 - LTA_DBC_Registry@lta.gov.sg on feedback and queries regarding CORENET submissions.
 - LTA_TIA_registration@lta.gov.sg for feedback and queries pertaining to TIA data on the Data-Mall website

Chan Chin Kai
Director
Development & Building Control Subgroup

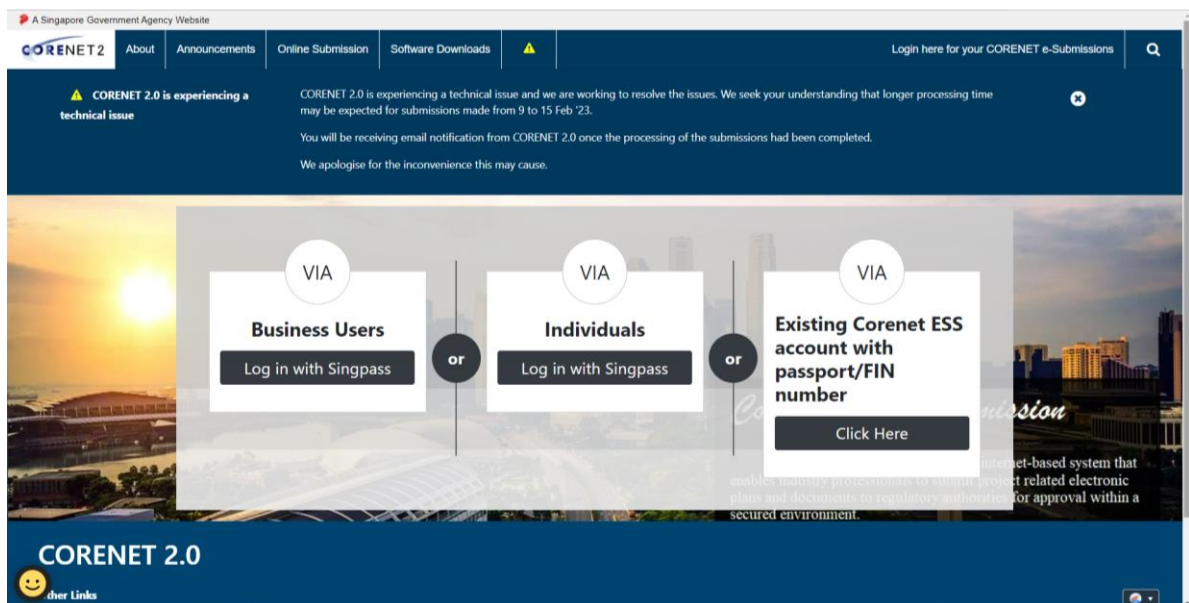
Annex A – Frequently Asked Questions

1. How do I register as a CORENET user?

CORENET e-Submission system (eSS) is a G2B (Government to Business) internet-based system that enables industry partners to submit project related electronic plans and documents to regulatory authorities for approval.

To register as a new user on CORENET 2.0, please access the CORENET 2.0 website at the following link: <https://www.corenet2-ess.gov.sg/>.

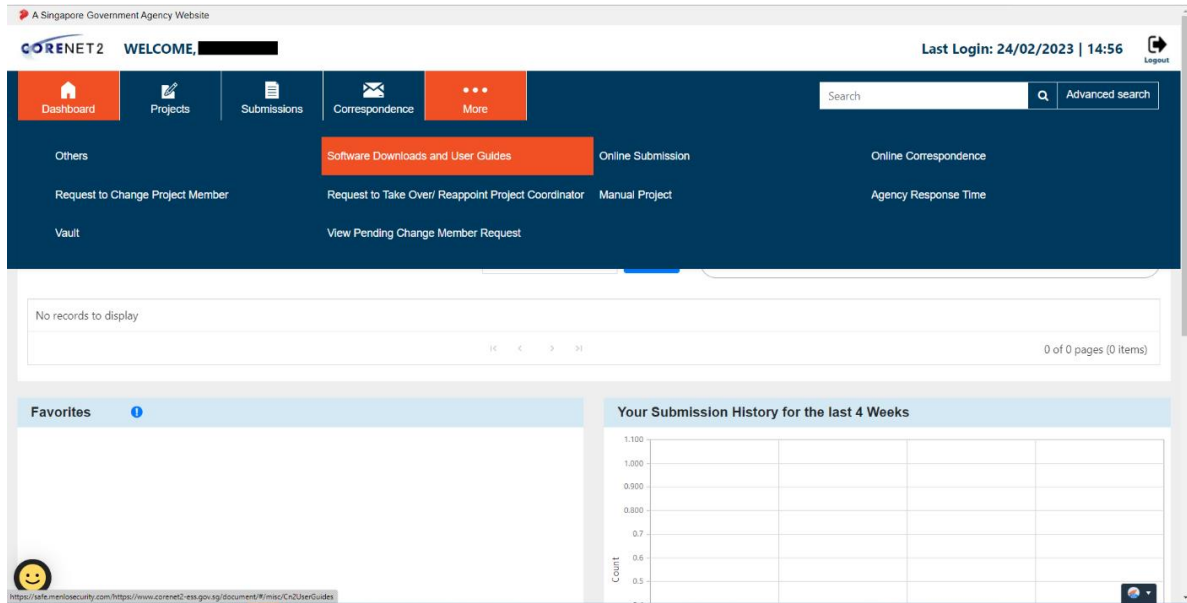
- Select login via ‘Business Users’ if you are using NRIC and representing a company with UEN to do submission in CORENET 2.0.
- Otherwise, select login via ‘Individuals’ to log in using Singpass.



2. How do I install ESPro?

Your TIA submissions may be tied to a development project. For project-based submissions, you will be required to install ESPro (Client Application) to make the necessary submissions. In addition, you will need to download a Form Viewer to launch and use the relevant E-forms when making your submission.

You may download the abovementioned software through the CORENET 2.0 website, by navigating to the ‘More’ Tab and selecting ‘Software Downloads and User Guides’, or via the CORENET 2.0 Resource Hub → Software and Installation Guides webpage, at the following link: https://cn2resourcehub.com/installation_guides.html



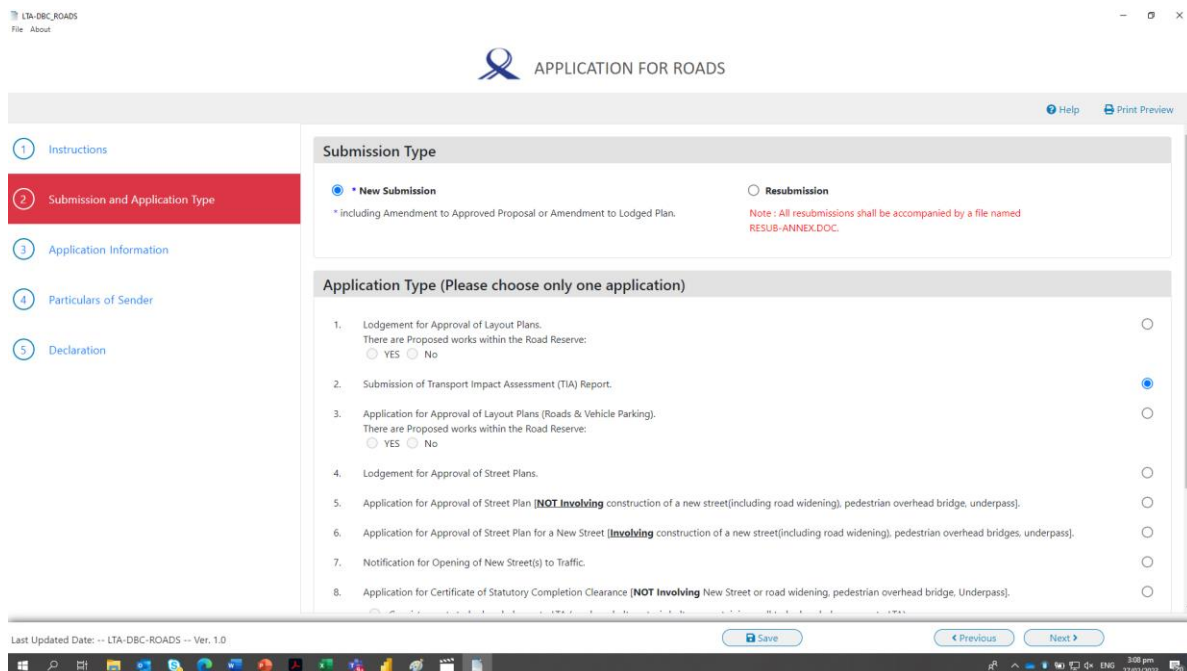
3. How do I make a submission via CORENET?

Please be reminded that you will need to inform the Project Co-ordinator to include you as part of the project team *before* making a submission via CORENET.

Prepare your submission using the Client ESPro Application. For further assistance on making a submission using ESPro, you can:

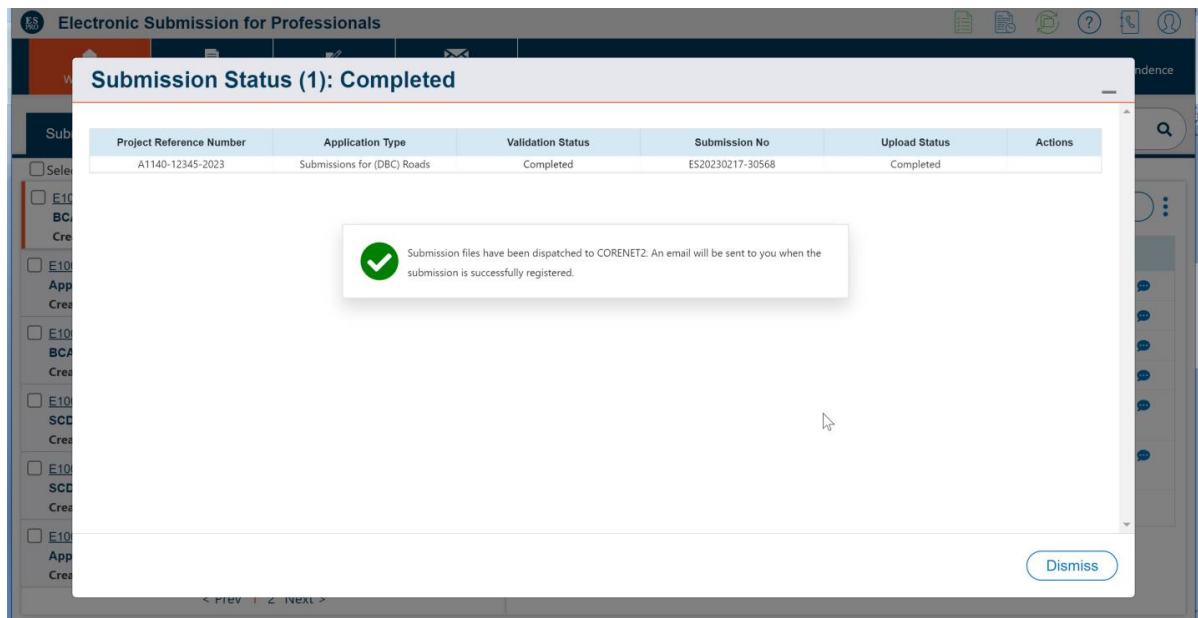
- a. Download a copy of the ESPro User Manual at the following link: https://cn2resourcehub.com/CN2_selfhelp.html
- b. Email ess-helpdesk@nova-hub.com

Within the E-Form 'LTA-DBC-ROADS.xfdx', select 'New Submission', under the Submission and Application Type tab, and select 'Submission of Transport Impact Assessment (TIA) Report'.



4. How do I know that my submission has been successfully submitted?

You will receive a notification when your submission has been submitted (please see screenshot below). Additionally, a confirmation email will be sent to your registered email when the submission is successfully registered in CORENET 2. Thereafter, you may login to CORENET 2 to view the status of your submission.



5. How would I get the reply from LTA?

You will receive a notification via your registered email when a reply from LTA is ready for viewing. Please log in to CORENET to view and download the reply.

6. How do I make a resubmission via CORENET?

If there are outstanding issues with the TIA, LTA may issue a written direction to inform you to make a revised submission. Please ensure that you have fully addressed and provided itemised responses to the issues raised within Appendix B, and then make the necessary declarations within Appendix A (Resubmission Declaration Form) of the written direction.

In your resubmission, please furnish the appendices (i.e. Resubmission Declaration form as well as itemised responses), along with the revised TIA materials. Please ensure that the file is named as 'RESUB-ANNEX.DOC'. Within the E-Form, select 'Resubmission', under the Submission and Application Type tab, and select 'Submission of Transport Impact Assessment (TIA) Report'.

 APPLICATION FOR ROADS

Help Print Preview

- 1 Instructions
- 2 **Submission and Application Type**
- 3 Application Information
- 4 Particulars of Sender
- 5 Declaration

Submission Type

New Submission
* including Amendment to Approved Proposal or Amendment to Lodged Plan.

Resubmission
Note : All resubmissions shall be accompanied by a file named RESUB-ANNEX.DOC.

Application Type (Please choose only one application)

- Lodgement for Approval of Layout Plans.
There are Proposed works within the Road Reserve:
 YES No
- Submission of Transport Impact Assessment (TIA) Report.
- Application for Approval of Layout Plans (Roads & Vehicle Parking).
There are Proposed works within the Road Reserve:
 YES No
- Lodgement for Approval of Street Plans.
- Application for Approval of Street Plan [**NOT Involving** construction of a new street(including road widening), pedestrian overhead bridge, underpass].
- Application for Approval of Street Plan for a New Street [**Involving** construction of a new street(including road widening), pedestrian overhead bridges, underpass].
- Notification for Opening of New Street(s) to Traffic.
- Application for Certificate of Statutory Completion Clearance [**NOT Involving** New Street or road widening, pedestrian overhead bridge, Underpass].